

# Gallup Student Poll

## Engaged Today — Ready for Tomorrow

ROCKY RIVER MIDDLE SCHOOL

FALL 2016 SCORECARD

### INTRODUCTION

The Gallup Student Poll is a 24-question survey that measures the engagement, hope, entrepreneurial aspiration and career/financial literacy of students in grades five through 12. The Gallup Student Poll includes noncognitive metrics with links to student success. This scorecard reflects results from surveys completed in U.S. public schools.




**Engagement:** The involvement in and enthusiasm for school.



**Hope:** The ideas and energy students have for the future.



**Entrepreneurial Aspiration:** The talent and energy for building businesses that survive, thrive and employ others.



**Career/Financial Literacy:** The information, attitudes and behaviors that students need to practice for healthy participation in the economy.

This document contains proprietary research, copyrighted materials and literary property of Gallup, Inc. Gallup® is a trademark of Gallup, Inc.

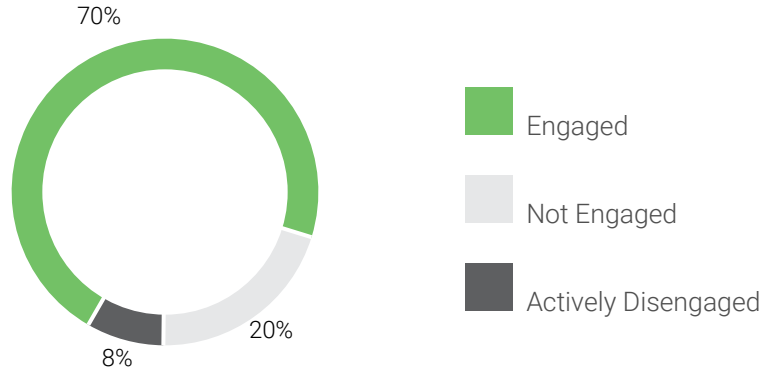


# Engagement

The involvement in and enthusiasm for school.

## ENGAGEMENT INDEX\*

N=588



## ENGAGEMENT GRANDMEAN

	Your School		Your District		U.S. Overall
	2015	2016	2015	2016	2016
<b>Overall</b>	-	<b>4.23</b>	-	<b>4.07</b>	<b>3.88</b>
At this school, I get to do what I do best every day.	-	3.84	-	3.69	3.57
My teachers make me feel my schoolwork is important.	-	4.28	-	4.09	4.02
I feel safe in this school.	-	4.52	-	4.47	3.89
I have fun at school.	-	3.64	-	3.52	3.49
I have a best friend at school.	-	4.60	-	4.48	4.38
In the last seven days, someone has told me I have done good work at school.	-	4.10	-	3.92	3.63
In the last seven days, I have learned something interesting at school.	-	4.25	-	4.08	3.90
The adults at my school care about me.	-	4.37	-	4.14	3.86
I have at least one teacher who makes me excited about the future.	-	4.37	-	4.18	4.11

## GRANDMEAN BY GRADE

5th	6th	7th	8th	9th	10th	11th	12th
-	4.28	4.26	4.14	-	-	-	-

## ITEM RESPONSES

	TOTAL N	%1	%2	%3	%4	%5
		Strongly Disagree	Strongly Agree			
At this school, I get to do what I do best every day.	592	2	6	21	42	26
My teachers make me feel my schoolwork is important.	610	1	4	9	33	50
I feel safe in this school.	614	0	2	7	21	67
I have fun at school.	617	4	11	22	39	22
I have a best friend at school.	603	3	2	4	11	78
In the last seven days, someone has told me I have done good work at school.	577	7	5	8	26	52
In the last seven days, I have learned something interesting at school.	602	3	3	11	29	52
The adults at my school care about me.	586	1	3	7	31	55
I have at least one teacher who makes me excited about the future.	596	2	4	8	24	60

\*A minimum n size of 100 is required for full index results and an n size of 30 for percentage engaged only results.

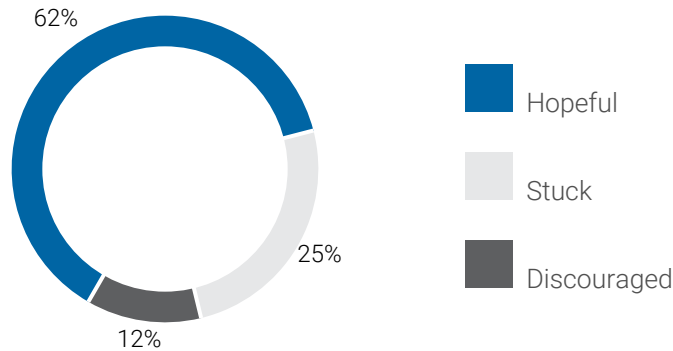


## Hope

The ideas and energy students have for the future.

### HOPE INDEX\*

N=593



### HOPE GRANDMEAN

	Your School		Your District		U.S. Overall
	2015	2016	2015	2016	2016
<b>Overall</b>	-	<b>4.40</b>	-	<b>4.32</b>	<b>4.24</b>
I know I will graduate from high school.	-	4.80	-	4.83	4.68
I have a great future ahead of me.	-	4.57	-	4.48	4.44
I can think of many ways to get good grades.	-	4.41	-	4.28	4.20
I have many goals.	-	4.20	-	4.22	4.22
I can find many ways around problems.	-	4.08	-	4.10	3.91
I have a mentor who encourages my development.	-	3.91	-	3.65	3.50
I know I will find a good job in the future.	-	4.53	-	4.40	4.41

### GRANDMEAN BY GRADE

5th	6th	7th	8th	9th	10th	11th	12th
-	4.41	4.34	4.46	-	-	-	-

### ITEM RESPONSES

	TOTAL N	%1	%2	%3	%4	%5
		Strongly Disagree	Strongly Agree			
I know I will graduate from high school.	598	0	0	2	12	84
I have a great future ahead of me.	570	0	1	4	27	66
I can think of many ways to get good grades.	611	1	2	7	32	57
I have many goals.	609	2	5	11	30	49
I can find many ways around problems.	608	1	2	18	42	35
I have a mentor who encourages my development.	559	6	7	15	30	39
I know I will find a good job in the future.	562	1	1	5	27	64

\*A minimum n size of 100 is required for full index results and an n size of 30 for percentage hopeful only results.



## Entrepreneurial Aspiration

The talent and energy for building businesses that survive, thrive and employ others.

**N=424**

ENTREPRENEURIAL ASPIRATION GRANDMEAN	Your School		Your District		U.S. Overall
	2015	2016	2015	2016	2016
<b>Overall</b>	-	<b>2.43</b>	-	<b>2.26</b>	<b>2.42</b>
I will invent something that changes the world.	-	2.70	-	2.56	2.72
I plan to start my own business.	-	2.94	-	2.77	3.02
I am learning how to start and run a business.	-	2.64	-	2.35	2.39
I have my own business now.	-	1.54	-	1.45	1.55

### GRANDMEAN BY GRADE

5th	6th	7th	8th	9th	10th	11th	12th
-	2.51	2.43	2.34	-	-	-	-

### ITEM RESPONSES

ITEM RESPONSES	TOTAL N	%1	%2	%3	%4	%5
		Strongly Disagree	Strongly Agree			
I will invent something that changes the world.	479	17	26	32	15	8
I plan to start my own business.	528	17	22	24	18	16
I am learning how to start and run a business.	579	26	21	22	18	10
I have my own business now.	588	74	10	5	4	5



## Career/Financial Literacy

The information, attitudes and behaviors that students need to practice for healthy participation in the economy.

**N=558**

CAREER/FINANCIAL LITERACY GRANDMEAN	Your School		Your District		U.S. Overall
	2015	2016	2015	2016	2016
<b>Overall</b>	-	<b>3.57</b>	-	<b>3.72</b>	<b>3.31</b>
I have a paying job now.	-	1.92	-	2.42	2.11
I am learning how to save and spend money.	-	3.85	-	3.82	3.76
I have a bank account with money in it.	-	3.81	-	3.95	3.22
I am involved in at least one activity, such as a club, music, sports or volunteering.	-	4.65	-	4.60	4.11

### GRANDMEAN BY GRADE

5th	6th	7th	8th	9th	10th	11th	12th
-	3.59	3.56	3.54	-	-	-	-

### ITEM RESPONSES

ITEM RESPONSES	TOTAL N	%1	%2	%3	%4	%5
		Strongly Disagree	Strongly Agree			
I have a paying job now.	602	63	9	8	7	10
I am learning how to save and spend money.	607	7	7	17	29	38
I have a bank account with money in it.	577	21	4	4	10	58
I am involved in at least one activity, such as a club, music, sports or volunteering.	612	5	0	1	5	85

ITEMS BY GRADE

	Your School							
	5th	6th	7th	8th	9th	10th	11th	12th
<b>ENGAGEMENT GRANDMEAN BY GRADE</b>	-	4.28	4.26	4.14	-	-	-	-
At this school, I get to do what I do best every day.	-	3.74	3.85	3.94	-	-	-	-
My teachers make me feel my schoolwork is important.	-	4.32	4.25	4.27	-	-	-	-
I feel safe in this school.	-	4.51	4.62	4.43	-	-	-	-
I have fun at school.	-	3.75	3.65	3.49	-	-	-	-
I have a best friend at school.	-	4.64	4.62	4.52	-	-	-	-
In the last seven days, someone has told me I have done good work at school.	-	4.03	4.14	4.15	-	-	-	-
In the last seven days, I have learned something interesting at school.	-	4.33	4.29	4.11	-	-	-	-
The adults at my school care about me.	-	4.46	4.42	4.19	-	-	-	-
I have at least one teacher who makes me excited about the future.	-	4.60	4.39	4.08	-	-	-	-
<b>HOPE GRANDMEAN BY GRADE</b>	-	4.41	4.34	4.46	-	-	-	-
I know I will graduate from high school.	-	4.75	4.82	4.84	-	-	-	-
I have a great future ahead of me.	-	4.58	4.52	4.61	-	-	-	-
I can think of many ways to get good grades.	-	4.46	4.27	4.50	-	-	-	-
I have many goals.	-	4.13	4.17	4.32	-	-	-	-
I can find many ways around problems.	-	4.01	4.03	4.21	-	-	-	-
I have a mentor who encourages my development.	-	3.99	3.74	3.96	-	-	-	-
I know I will find a good job in the future.	-	4.63	4.47	4.48	-	-	-	-
<b>ENTREPRENEURIAL ASPIRATION GRANDMEAN BY GRADE</b>	-	2.51	2.43	2.34	-	-	-	-
I will invent something that changes the world.	-	2.74	2.78	2.60	-	-	-	-
I plan to start my own business.	-	3.10	2.98	2.72	-	-	-	-
I am learning how to start and run a business.	-	2.70	2.67	2.55	-	-	-	-
I have my own business now.	-	1.66	1.45	1.49	-	-	-	-
<b>CAREER/FINANCIAL LITERACY GRANDMEAN BY GRADE</b>	-	3.59	3.56	3.54	-	-	-	-
I have a paying job now.	-	1.97	1.86	1.90	-	-	-	-
I am learning how to save and spend money.	-	3.94	3.73	3.84	-	-	-	-
I have a bank account with money in it.	-	3.87	3.80	3.74	-	-	-	-
I am involved in at least one activity, such as a club, music, sports	-	4.52	4.73	4.71	-	-	-	-

- No data available

## APPENDIX

### **SHARING GALLUP STUDENT POLL RESULTS**

Gallup encourages schools and districts to share their Gallup Student Poll results with their local community and key stakeholders. Below are some guidelines for the public release of school, district and the overall convenience sample data and results.

- You can share the Gallup Student Poll participation results for your school and/or district. The N sizes on the scorecard represent the total number of respondents for your school or district. Your school or district participation rate is based on the total number of eligible students in your school or district. Students in fifth through 12<sup>th</sup> grade are eligible to participate in the Gallup Student Poll.
- Please include the Gallup Student Poll Methodology and Limitations of Polling. If most eligible students in fifth through 12<sup>th</sup> grade were polled, the district (or school) may indicate that the data represent a census.
- Please do not compare your school's or district's data to the overall line of data on your scorecard when publicly sharing results. Because the overall data in your school or district report are an aggregate of a convenience sample of all schools and districts that opted to participate in the Gallup Student Poll within that survey year, the data are not representative of the U.S. population of students in fifth through 12<sup>th</sup> grade and are thereby not fit for data comparisons.
- You can share district or school plans to use the data to inform strategies and focus.

### **GALLUP STUDENT POLL METHODOLOGY AND LIMITATIONS OF POLLING**

The annual Gallup Student Poll is offered at no cost for U.S. schools and districts. The online poll is completed by a convenience sample of schools and districts each fall. Gallup does not randomly select schools participating in the annual Gallup Student Poll or charge or give these schools any incentives beyond receipt of school-specific data. Participation rates vary by school. The poll is conducted during a designated survey period and available during school hours Monday through Friday only. The Gallup Student Poll is administered to students in fifth through 12<sup>th</sup> grade. The Gallup Student Poll adds additional elements for understanding school success beyond cognitive measures.

The overall data from the annual administration of the Gallup Student Poll may not reflect responses from a nationally representative sample of students. The overall data are not statistically weighted to reflect the U.S. student population; therefore, local schools and districts should use the overall data and scorecards cautiously as a data comparison. School and district data and scorecards provide meaningful data for local comparisons and may inform strategic initiatives and programming, though the results are not generalizable beyond the participating school or district.

# Gallup Student Poll

## Engaged Today – Ready for Tomorrow

ROCKY RIVER HIGH SCHOOL

FALL 2016 SCORECARD

### INTRODUCTION

The Gallup Student Poll is a 24-question survey that measures the engagement, hope, entrepreneurial aspiration and career/financial literacy of students in grades five through 12. The Gallup Student Poll includes noncognitive metrics with links to student success. This scorecard reflects results from surveys completed in U.S. public schools.




**Engagement:** The involvement in and enthusiasm for school.



**Hope:** The ideas and energy students have for the future.



**Entrepreneurial Aspiration:** The talent and energy for building businesses that survive, thrive and employ others.



**Career/Financial Literacy:** The information, attitudes and behaviors that students need to practice for healthy participation in the economy.

This document contains proprietary research, copyrighted materials and literary property of Gallup, Inc. Gallup® is a trademark of Gallup, Inc.



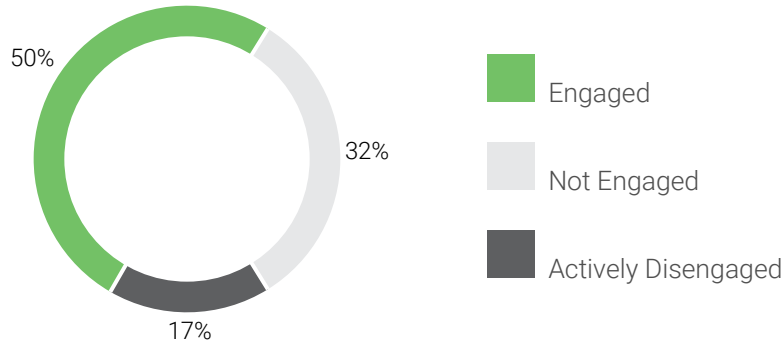


## Engagement

The involvement in and enthusiasm for school.

### ENGAGEMENT INDEX\*

N=668



### ENGAGEMENT GRANDMEAN

	Your School		Your District		U.S. Overall
	2015	2016	2015	2016	2016
<b>Overall</b>	-	<b>3.93</b>	-	<b>4.07</b>	<b>3.88</b>
At this school, I get to do what I do best every day.	-	3.56	-	3.69	3.57
My teachers make me feel my schoolwork is important.	-	3.92	-	4.09	4.02
I feel safe in this school.	-	4.42	-	4.47	3.89
I have fun at school.	-	3.42	-	3.52	3.49
I have a best friend at school.	-	4.38	-	4.48	4.38
In the last seven days, someone has told me I have done good work at school.	-	3.76	-	3.92	3.63
In the last seven days, I have learned something interesting at school.	-	3.93	-	4.08	3.90
The adults at my school care about me.	-	3.94	-	4.14	3.86
I have at least one teacher who makes me excited about the future.	-	4.01	-	4.18	4.11

### GRANDMEAN BY GRADE

5th	6th	7th	8th	9th	10th	11th	12th
-	-	-	-	4.00	3.90	3.93	3.88

### ITEM RESPONSES

	TOTAL N	%1	%2	%3	%4	%5
		Strongly Disagree	Strongly Agree			
At this school, I get to do what I do best every day.	661	3	11	26	41	16
My teachers make me feel my schoolwork is important.	686	2	7	20	37	32
I feel safe in this school.	682	1	2	9	26	60
I have fun at school.	682	6	13	26	37	15
I have a best friend at school.	681	4	4	8	15	67
In the last seven days, someone has told me I have done good work at school.	663	9	9	14	26	39
In the last seven days, I have learned something interesting at school.	683	4	7	15	33	38
The adults at my school care about me.	661	3	7	16	37	35
I have at least one teacher who makes me excited about the future.	670	6	5	12	31	44

\*A minimum n size of 100 is required for full index results and an n size of 30 for percentage engaged only results.

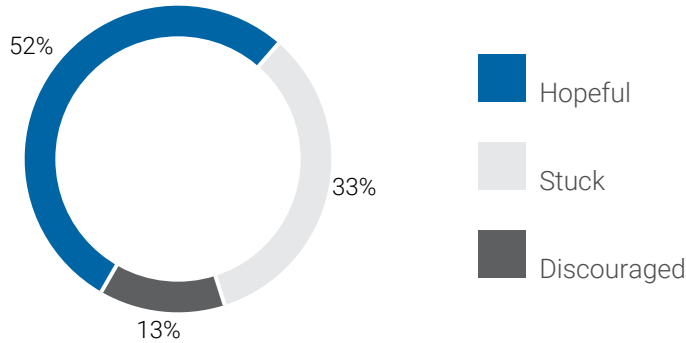


# Hope

The ideas and energy students have for the future.

## HOPE INDEX\*

N=676



## HOPE GRANDMEAN

	Your School		Your District		U.S. Overall
	2015	2016	2015	2016	2016
<b>Overall</b>	-	<b>4.26</b>	-	<b>4.32</b>	<b>4.24</b>
I know I will graduate from high school.	-	4.85	-	4.83	4.68
I have a great future ahead of me.	-	4.40	-	4.48	4.44
I can think of many ways to get good grades.	-	4.16	-	4.28	4.20
I have many goals.	-	4.23	-	4.22	4.22
I can find many ways around problems.	-	4.12	-	4.10	3.91
I have a mentor who encourages my development.	-	3.43	-	3.65	3.50
I know I will find a good job in the future.	-	4.27	-	4.40	4.41

## GRANDMEAN BY GRADE

5th	6th	7th	8th	9th	10th	11th	12th
-	-	-	-	4.31	4.24	4.29	4.21

## ITEM RESPONSES

	TOTAL N	%1	%2	%3	%4	%5
		Strongly Disagree	Strongly Agree			
I know I will graduate from high school.	680	0	0	2	6	90
I have a great future ahead of me.	655	1	2	8	30	57
I can think of many ways to get good grades.	678	1	4	14	36	43
I have many goals.	678	2	2	14	28	51
I can find many ways around problems.	682	1	3	13	44	36
I have a mentor who encourages my development.	658	10	13	22	29	23
I know I will find a good job in the future.	630	1	1	14	31	50

\*A minimum n size of 100 is required for full index results and an n size of 30 for percentage hopeful only results.



## Entrepreneurial Aspiration

The talent and energy for building businesses that survive, thrive and employ others.

**N=553**

ENTREPRENEURIAL ASPIRATION GRANDMEAN	Your School		Your District		U.S. Overall
	2015	2016	2015	2016	2016
<b>Overall</b>	-	<b>2.13</b>	-	<b>2.26</b>	<b>2.42</b>
I will invent something that changes the world.	-	2.45	-	2.56	2.72
I plan to start my own business.	-	2.62	-	2.77	3.02
I am learning how to start and run a business.	-	2.10	-	2.35	2.39
I have my own business now.	-	1.38	-	1.45	1.55

GRANDMEAN BY GRADE							
5th	6th	7th	8th	9th	10th	11th	12th
-	-	-	-	2.15	2.08	2.26	2.06

ITEM RESPONSES	TOTAL N	%1	%2	%3	%4	%5
		Strongly Disagree			Strongly Agree	
I will invent something that changes the world.	591	25	29	28	10	6
I plan to start my own business.	602	23	25	24	14	10
I am learning how to start and run a business.	670	41	28	14	9	5
I have my own business now.	677	81	8	4	2	3



## Career/Financial Literacy

The information, attitudes and behaviors that students need to practice for healthy participation in the economy.

**N=664**

CAREER/FINANCIAL LITERACY GRANDMEAN	Your School		Your District		U.S. Overall
	2015	2016	2015	2016	2016
<b>Overall</b>	-	<b>3.84</b>	-	<b>3.72</b>	<b>3.31</b>
I have a paying job now.	-	2.87	-	2.42	2.11
I am learning how to save and spend money.	-	3.80	-	3.82	3.76
I have a bank account with money in it.	-	4.08	-	3.95	3.22
I am involved in at least one activity, such as a club, music, sports or volunteering.	-	4.56	-	4.60	4.11

### GRANDMEAN BY GRADE

5th	6th	7th	8th	9th	10th	11th	12th
-	-	-	-	3.54	3.57	4.08	4.17

### ITEM RESPONSES

ITEM RESPONSES	TOTAL N	%1	%2	%3	%4	%5
		Strongly Disagree	Strongly Agree			
I have a paying job now.	682	43	6	6	7	36
I am learning how to save and spend money.	683	8	9	16	24	40
I have a bank account with money in it.	670	14	3	5	10	65
I am involved in at least one activity, such as a club, music, sports or volunteering.	684	7	2	2	5	82

## ITEMS BY GRADE

	Your School							
	5th	6th	7th	8th	9th	10th	11th	12th
<b>ENGAGEMENT GRANDMEAN BY GRADE</b>	-	-	-	-	4.00	3.90	3.93	3.88
At this school, I get to do what I do best every day.	-	-	-	-	3.74	3.54	3.54	3.42
My teachers make me feel my schoolwork is important.	-	-	-	-	3.95	3.96	3.85	3.92
I feel safe in this school.	-	-	-	-	4.49	4.35	4.41	4.42
I have fun at school.	-	-	-	-	3.63	3.37	3.44	3.26
I have a best friend at school.	-	-	-	-	4.45	4.37	4.47	4.26
In the last seven days, someone has told me I have done good work at school.	-	-	-	-	3.82	3.77	3.79	3.66
In the last seven days, I have learned something interesting at school.	-	-	-	-	3.96	3.89	3.94	3.92
The adults at my school care about me.	-	-	-	-	4.05	3.93	3.93	3.87
I have at least one teacher who makes me excited about the future.	-	-	-	-	3.92	3.92	4.06	4.13
<b>HOPE GRANDMEAN BY GRADE</b>	-	-	-	-	4.31	4.24	4.29	4.21
I know I will graduate from high school.	-	-	-	-	4.82	4.77	4.94	4.88
I have a great future ahead of me.	-	-	-	-	4.42	4.33	4.46	4.40
I can think of many ways to get good grades.	-	-	-	-	4.24	4.16	4.17	4.08
I have many goals.	-	-	-	-	4.18	4.28	4.25	4.21
I can find many ways around problems.	-	-	-	-	4.12	4.10	4.20	4.06
I have a mentor who encourages my development.	-	-	-	-	3.56	3.43	3.38	3.38
I know I will find a good job in the future.	-	-	-	-	4.40	4.27	4.41	4.05
<b>ENTREPRENEURIAL ASPIRATION GRANDMEAN BY GRADE</b>	-	-	-	-	2.15	2.08	2.26	2.06
I will invent something that changes the world.	-	-	-	-	2.37	2.40	2.63	2.41
I plan to start my own business.	-	-	-	-	2.65	2.58	2.74	2.54
I am learning how to start and run a business.	-	-	-	-	2.21	2.01	2.17	2.03
I have my own business now.	-	-	-	-	1.42	1.37	1.39	1.33
<b>CAREER/FINANCIAL LITERACY GRANDMEAN BY GRADE</b>	-	-	-	-	3.54	3.57	4.08	4.17
I have a paying job now.	-	-	-	-	1.99	2.34	3.45	3.67
I am learning how to save and spend money.	-	-	-	-	3.61	3.48	3.94	4.14
I have a bank account with money in it.	-	-	-	-	3.87	3.83	4.25	4.36
I am involved in at least one activity, such as a club, music, sports	-	-	-	-	4.70	4.59	4.57	4.38

- No data available

## APPENDIX

### **SHARING GALLUP STUDENT POLL RESULTS**

Gallup encourages schools and districts to share their Gallup Student Poll results with their local community and key stakeholders. Below are some guidelines for the public release of school, district and the overall convenience sample data and results.

- You can share the Gallup Student Poll participation results for your school and/or district. The N sizes on the scorecard represent the total number of respondents for your school or district. Your school or district participation rate is based on the total number of eligible students in your school or district. Students in fifth through 12<sup>th</sup> grade are eligible to participate in the Gallup Student Poll.
- Please include the Gallup Student Poll Methodology and Limitations of Polling. If most eligible students in fifth through 12<sup>th</sup> grade were polled, the district (or school) may indicate that the data represent a census.
- Please do not compare your school's or district's data to the overall line of data on your scorecard when publicly sharing results. Because the overall data in your school or district report are an aggregate of a convenience sample of all schools and districts that opted to participate in the Gallup Student Poll within that survey year, the data are not representative of the U.S. population of students in fifth through 12<sup>th</sup> grade and are thereby not fit for data comparisons.
- You can share district or school plans to use the data to inform strategies and focus.

### **GALLUP STUDENT POLL METHODOLOGY AND LIMITATIONS OF POLLING**

The annual Gallup Student Poll is offered at no cost for U.S. schools and districts. The online poll is completed by a convenience sample of schools and districts each fall. Gallup does not randomly select schools participating in the annual Gallup Student Poll or charge or give these schools any incentives beyond receipt of school-specific data. Participation rates vary by school. The poll is conducted during a designated survey period and available during school hours Monday through Friday only. The Gallup Student Poll is administered to students in fifth through 12<sup>th</sup> grade. The Gallup Student Poll adds additional elements for understanding school success beyond cognitive measures.

The overall data from the annual administration of the Gallup Student Poll may not reflect responses from a nationally representative sample of students. The overall data are not statistically weighted to reflect the U.S. student population; therefore, local schools and districts should use the overall data and scorecards cautiously as a data comparison. School and district data and scorecards provide meaningful data for local comparisons and may inform strategic initiatives and programming, though the results are not generalizable beyond the participating school or district.